
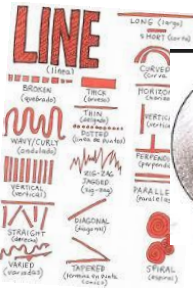

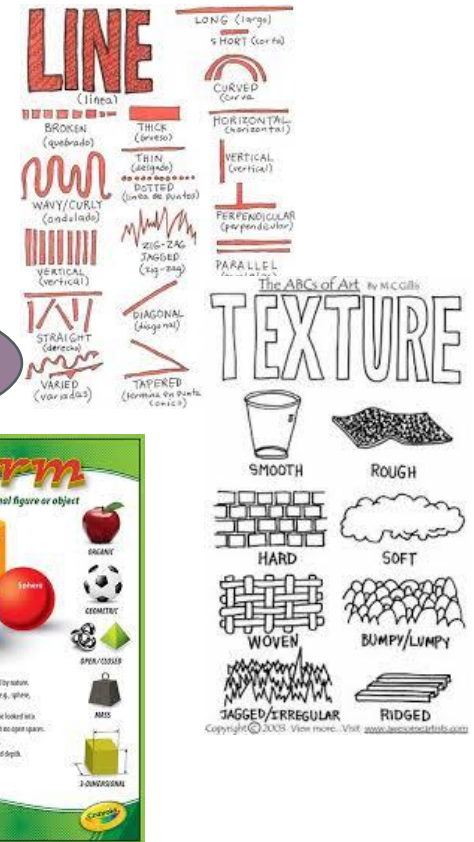


Introduction to the formal elements of Art....


Welcome to The Bolsover School Art Department.



STARTER TASK: THE FORMAL ELEMENTS OF ART




Answers...



Colour – primary, secondary, complementary, cool, warm etc.

Form - Form is a three dimensional shape, such as a cube, sphere or cone. Sculpture and 3D design are about creating forms.

- In 2D artworks, tone and perspective can be used to create an illusion of form.




Proportion – The sizes and shapes of objects/part of something in relation to each other


Shape - Shapes can be either geometric, like a circle, square or triangle, or irregular.

Texture - surface quality of something, the way something feels or looks like it feels.


Formal Elements

Line – It can be horizontal, diagonal or curved, Line can be used to show many different qualities, such as:

- 
- Contours – showing the shape and form of something.
 - Feelings or expressions – a short, hard line gives a different feeling to a flowing one.



Tone - The lightness or darkness of something. Shading.



Composition – How an image is arranged on the surface.

Pattern - A design that is created by repeating lines, shapes, tones or colours. They can be simple shapes or complex arrangements.

- Patterns can be man-made, like a design on fabric, or natural, such as the markings on animal fur.

SHAPE

TEXTURE



Colour



PRIMARY AND SECONDARY COLOURS

PRIMARY COLOURS

There are **THREE PRIMARY COLOURS**.
These are pure colours which cannot be made by mixing other colours.



RED



YELLOW



BLUE

SECONDARY COLOURS

Secondary colours are made by mixing each primary colour with one other primary colour.

PRIMARY + PRIMARY = SECONDARY



RED

+



YELLOW

=



ORANGE



YELLOW

+



BLUE

=



GREEN



BLUE

+



RED

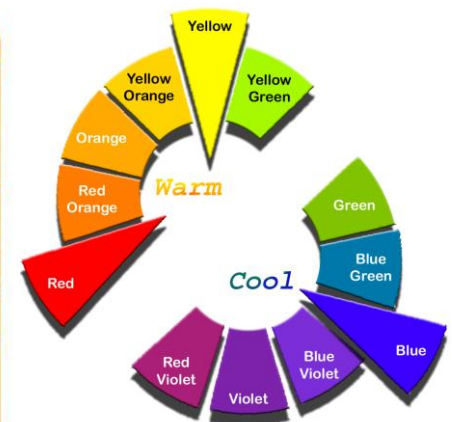
=



PURPLE

- **Definition:** What our eyes see that is being reflected or absorbed by the light.
- Therefore, without light, you cannot see colour!
 - One of the most dominant **Elements of Art**
 - **Colour Scheme:** An Arrangement of colours.

| RED | PINK | PURPLE | NAVY | GREEN | BLUE | ORANGE |
|---|---|---|--|--|--|---|
| MEANS: passionate active exciting bold energy youthful physical pioneering leader confidence ambition POWER | MEANS: love calm respect WARMTH long term feminine intuitive care assertive sensitive NURTURE possibilities UNCONDITIONAL | MEANS: DEEP creativity unconventional original stimulation individual wealth modesty compassion distinguished respectable fantasy | MEANS: trust order LOYALTY sincere authority communication confidence PEACE control responsible success CALM masculine | MEANS: BALANCE growth restore sanctuary EQUILIBRIUM positivity NATURE generous clarity prosperity good judgement safety stable | MEANS: spirit perspective CONTENT control rescue determination self-sufficient modern goals aware ambition OPEN | MEANS: INSTINCT WARMTH gut reaction optimistic spontaneously extrovert social NEW IDEAS FREEDOM impulse motivation |
| BRANDS: Kellogg's Virgin LEGO Coca-Cola Nintendo Red Bull | BRANDS: three Barbie COSMOPOLITAN VICTORIA'S SECRET | BRANDS: Cadbury YAHOO! Hallmark Milka Zoopla.co.uk | BRANDS: f Reebok British Gas t GAP | BRANDS: bp Holiday Inn LACOSTE Lacoste | BRANDS: e intel Blu-ray Disc skype W | BRANDS: orange MasterCard bitly B |


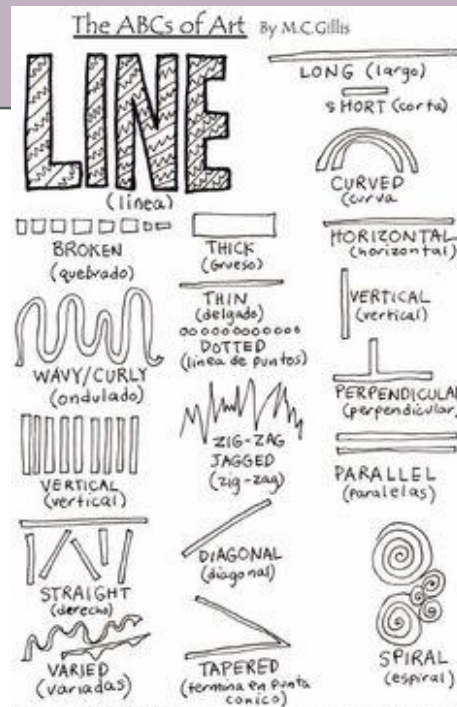


boutique




Line

- Several lines make up a piece of artwork
- Lines be can different shapes
- E.g →



Pattern



PATTERN

IS THE REPETITION OF THE ELEMENTS
OF ART OR ANYTHING ELSE.


PATTERNS OF LINE:



PATTERNS OF SHAPE:



PATTERNS OF COLOR:



NOTICE OTHER PATTERNS IN YOUR LIFE:

Breathing, Music, Math, Jumping Jacks,
Butterfly Wings, Fabric, Habits . . .

PATTERN IS EVERYWHERE!

Definition: Recurrence of an
element (or repeating an
image)

- Repetition creates UNITY
- RHYTHM comes from repetition.



Shape

Definition:
A 2-
dimensional
figure or
object.

The only 2
dimensions
shapes have
are length and
width.

SHAPES

(A SHAPE IS A 2-D AREA WITH A DEFINED BOUNDARY)

(SHAPES HAVE HEIGHT AND WIDTH)

GEOMETRIC SHAPES




FREEFORM/ORGANIC SHAPES



Shape

A 2-dimensional figure or object



Do you see the two faces or the goblet?

ORGANIC

Free-flowing, created by nature.

GEOMETRIC

Based on geometry, e.g., circle, square, triangle.

NEGATIVE

The shapes around or between the positive shape - the background.

POSITIVE

The self-contained, 2-dimensional figure.

2-DIMENSIONAL

Has height and width.



ORGANIC



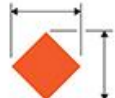
GEOMETRIC



NEGATIVE




POSITIVE



2-DIMENSIONAL



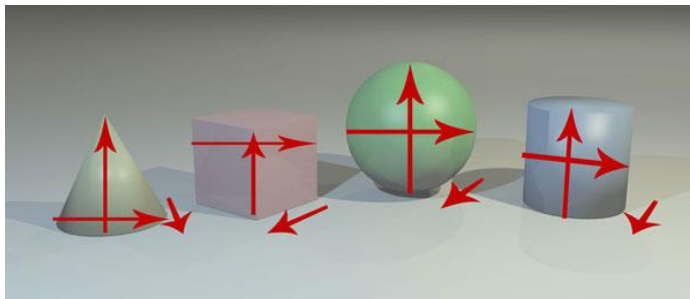
Form



Form



- Form is one of the **elements of art**. Forms are three-dimensional. They have height, width and depth (thickness). **Shapes** are flat; **forms** are not.
- Here are some common forms:



FORM

(IN THE MOST BASIC SENSE, FORM - 3D FIGURE)

(A FORM HAS HEIGHT, WIDTH AND DEPTH)







Texture

The way something looks or feels.

In art, we use different mark-making techniques to create the look of texture on the page...




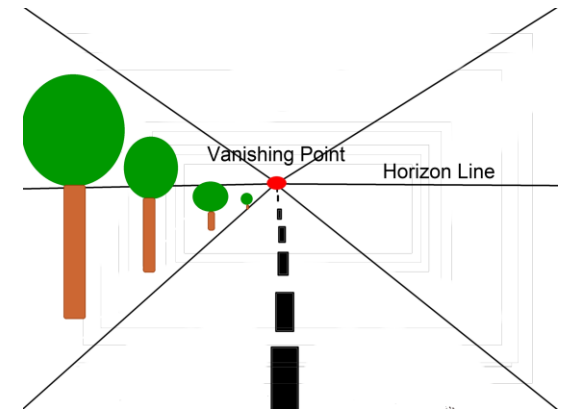
TEXTURE



Perspective

Definition: Giving the impression of **height, width, depth,** and position **in relation to each other.** (things that are closer look larger and things that are further away look smaller).

Artists use **perspective** to represent three-dimensional objects on a two-dimensional surface (a piece of paper or canvas) in a way that looks natural and realistic.



Watch this video on how to draw in one point perspective:

<https://youtu.be/0ICyLN6I2cY>



Proportion

Proportion is the size relationship between 2 or more objects or how the parts fit together to make a whole.

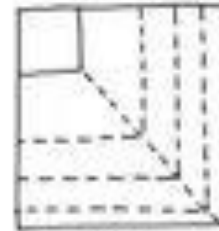
Out of proportion.

In proportion...



PROPORTION

Proportion is the size relationship between two or more objects. It can be how the parts fit together to make a whole.



Scale



Proportions of the head



Exaggeration

A change in proportion can change the way we look at things. Accurate proportions are used more when creating realistic images. Distorted proportions are used more for cartoons and imaginary images.



Approximate and think about volume when I work with proportions. It's math. I mentally measure size, shape, mass, weight and volume.


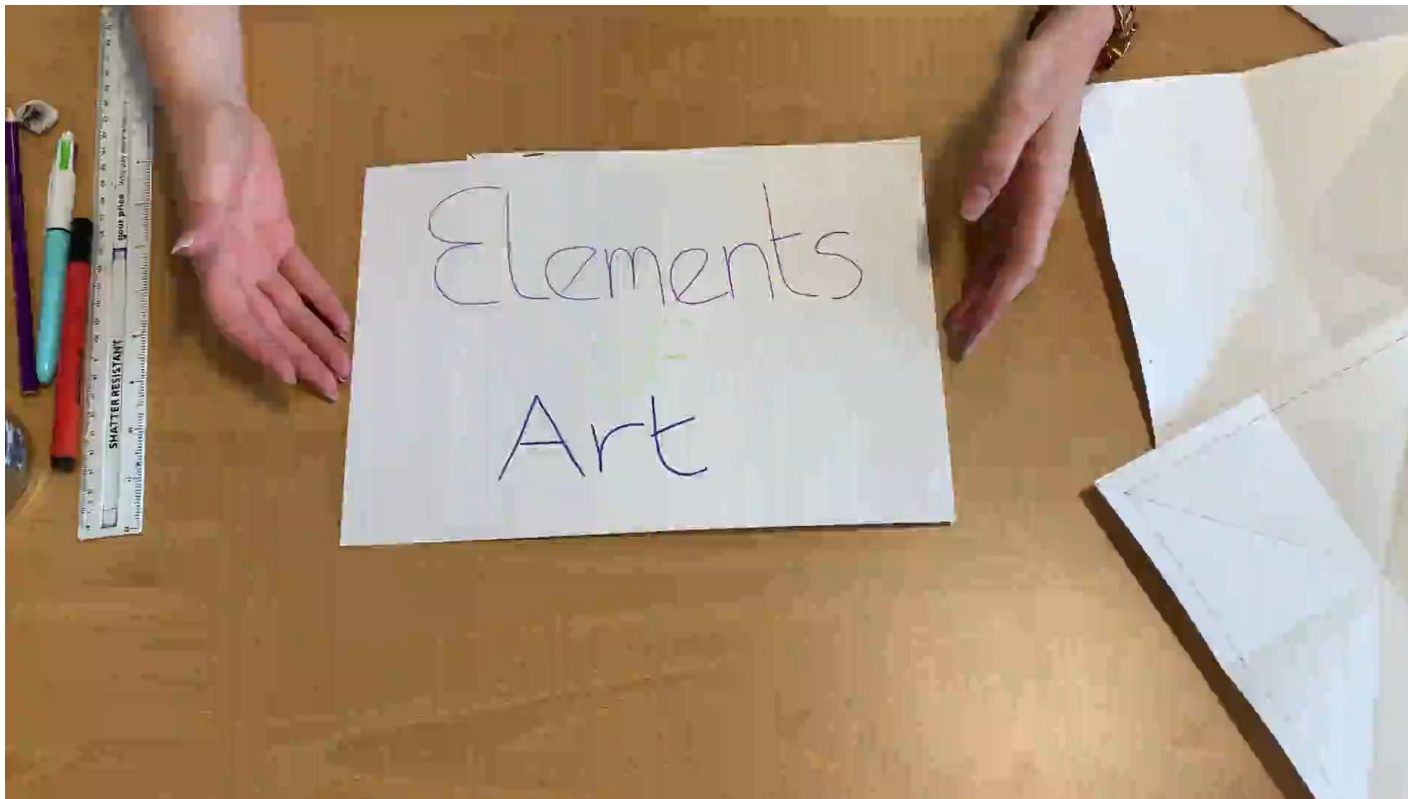


Halves Thirds Fourths Sixths Eighths Tenths




Your Task...

- Create your own **visual** elements of art guide (Watch the video).
- Use a **symbol or picture** for each element to remind you of the different meanings.



Task Instructions...

- Create your own **visual** elements of art guide (Watch the video).
 - Use a **symbol or picture** for each element to remind you of the different meanings.
- Step 1. Cut out a square piece of paper.
 - Step 2. Fold the paper in half along the straight edge, and again on the opposite edge. Then fold in half diagonally and again from the opposite corner.
 - Step 3. Use a ruler to draw a 1cm boarder around the edge and draw the lines along all the folds you have made. (this will divide your paper into 8 equal sections)
 - Step 4. Draw a circle (or any shape) in the center and add the title 'Elements of Art'
 - Step 5. Add the following element names around the edge: TONE, SHAPE, FORM, TEXTURE, LINE, COLOUR, PATTERN, PERSPECTIVE. (IN ANY ORDER).
 - Step 6. Draw your representation in each section to show what you have learnt about each element.



Task Examples...

