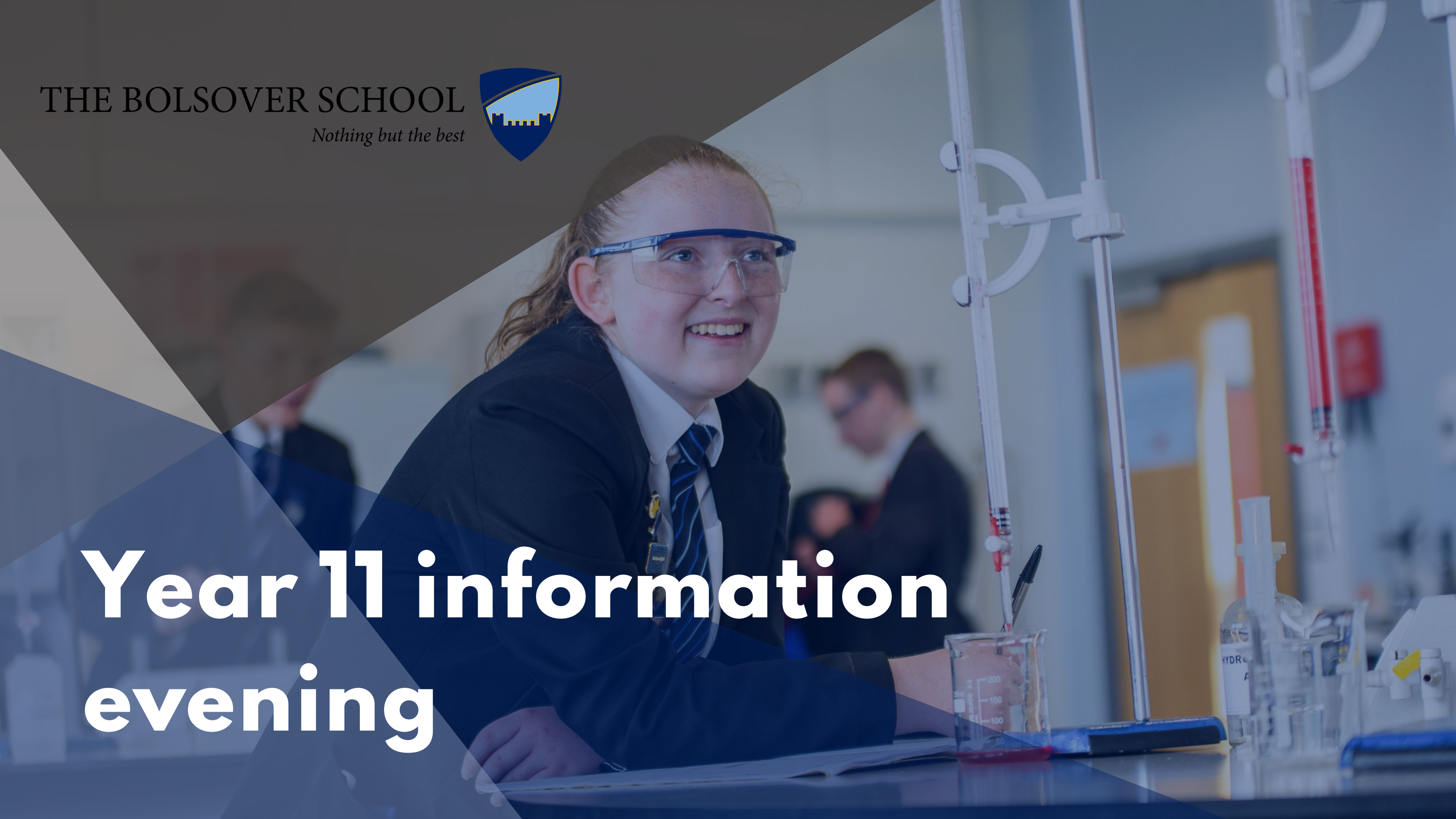


THE BOLSOVER SCHOOL

Nothing but the best



Year 11 information evening



Attendance

- There is a clear link between attendance and progress

2022-23 results:

Students with attendance of:

Attendance %	Progress 8
95% or above	0.91
90-95%	-0.32
80-90%	-0.62
50-80%	-1
0-50%	-1.8



Attendance

- To achieve 95% attendance students must have no more than 10 days absence over the year
- Attendance at TBS was in line with the national average last year
- It may seem obvious but.....
- **Please do the following:**
- Report absence at the start of the first day of illness and **every day** that your child does not attend
- Arrange any appointments out of school time
- Be mindful that missed learning places additional pressure upon young people

Attendance

- Do not book holidays during term time – you child misses out and these will not be authorised
- Good attendance is often a criteria for school trips and the Year 11 Prom
- We often take pleasure in reporting examples of good attendance to Post 16 providers when student leave school

Attendance

- We judge attendance using the following criteria:

100%	Outstanding
98.01% to 99.9%	Excellent
96.01% to 98%	Concerns or requires improvement
90.1% to 96%	Serious Cause for Concern
90% and under	Persistent absentee
50% and under	Severe absentee



Exam Stress

Mood swings and outbursts are more likely to occur during this period.

Look out for other signs that your child may be struggling, including poor sleep patterns or a change in appetite or behaviour.



Exam Stress

Things that can really help:

- Work with your child to find what revision style works for them.
- Encourage your child to take revision breaks and find a balance between studying and doing things they find enjoyable and relaxing.
- Make sure they are eating and drinking at regular intervals.
- Encourage them to take some time after revising to wind down.
- Reassure them – reinforce that you are and will be proud of them no matter what happens.
- Remain positive!

A photograph of a school building with a curved walkway and greenery, partially obscured by a dark blue diagonal shape on the left side of the slide.

Exam Stress

- Plan a treat or an activity together to mark the end of the exams.
- Set aside one to one time so that they can talk to you about any worries.
- Let them know their feelings are valid and normal, but also offer support and solutions where possible.
- Anxiety is often worst at night and this means it is useful to encourage a good bedtime routine.
- Work with them to develop relaxation techniques.
- If anxiety and stress start impacting their day-to-day life, get in touch with school.



Support

We recognise the importance of good mental health and strive to remove any potential stigma attached to this subject.

We provide a range of support mechanism in order to promote positive mental health whilst supporting students who may need it at any point in time.

The following help, guidance and support is available:





Support

- Pastoral care from Form Tutors, Heads of Houses or any preferred member of staff
- Signposting for support
- The School Nurse
- Action for Children – The Changing Lives Project/Team
- The Blues Programme

Support

Here are some useful website which provide a range of different types of support:

- <https://student.kooth.com/>
- <https://www.childline.org.uk/toolbox/calm-zone/>
- <https://youngminds.org.uk/>
- <https://www.nhs.uk/oneyou/every-mind-matters/>
- <https://www.mind.org.uk/>
- [Derbyshire Emotional Health and Wellbeing QR Code Link](#)



Support

School website: Students - Pastoral

Resources for Parents/Carers

[Talking Mental Health with Young People at Secondary School](#)

[Mental Health Leaflet for Parents/Carers](#)

[A Parents/Carers Guide to Depression](#)

[Support Information for Parents/Carers](#)





Miss R Bennett

Assistant Headteacher

Progress



9-1 Grading

A*	9
	8
A	7
	6
B	5 STRONG PASS
	4 STANDARD PASS
C	
D	3
E	2
F	1
G	
U	U

**Some students may have to resit
if they don't achieve a Grade 4
or above in English and Maths.
(Depending on Post 16 courses)**

BTEC Grading

Level / Qualification Grade	Grade Equivalent
Level 2 / Distinction*	8.5
Level 2 / Distinction	7
Level 2 / Merit	5.5
Level 2 / Pass	4
Level 1 / Distinction	3
Level 1 / Merit	2
Level 1 / Pass	1.25



High Aspirations

2023 outcomes

9-4 grades in English

78%

9-4 grades in Maths

69%

9-4 grades in both English AND Maths

63%

-0.07 Progress 8 – best progress recorded in the school's history

53 grade 9's achieved across all subjects






This will be your son/daughter next time.




DC6 & Y11 Review Week

November 2023


A report of predicted grades and an opportunity for discussions with form tutors about it. This will include an update about attitude to learning, any identified issues or concerns, positive achievements etc.





Y11 Mock Examinations

January 2024

- **Week commencing 15th January**
(Duration - 3 Weeks)
- 





Purpose of mock exams

To fully prepare the students for the expectations and format for their actual GCSE examinations.

To assist teachers with providing realistic predicted grades to the students in each of their subjects so there should be no 'shocks'.

To enable the teachers to carry out question level analysis and look at individual strengths and weaknesses that allows them to intervene wherever necessary before the real examinations.





Y11 Mock Examinations Timetable January 2024

**Will be sent out to all parents once finalised,
as well as being available on the website.**

**Students will receive a hard copy in
assembly.**



Yr11 Mock 2- Feb Mar 2023								
W/C 27th Feb 2023 (week 2)								
	Period 1 08:30 - 09:30	Period 2 09:30 - 10:30	10:30 - 10:50	10:50 - 11:20	11:20 - 12:20	12:20 - 12:55	Period 4 12:55 - 13:55	Period 5 13:55 - 14:55
Monday 27/02/2023	Maths Paper 1 Non-calculator 1hr 30 mins		Break	Tutorial	Period 3	Lunch	Synergy Science paper 3 & Triple Chemistry 2 1hr 45mins	
Tuesday 28/02/2023	Synergy Science paper 4 & Triple Biology 2 1hr 45mins		Break	Tutorial	Period 3	Lunch	Geography Paper 1 1 hr 30 mins	
Wednesday 01/03/2023	Maths Paper 2 Calculator 1hr 30 mins		Break	Tutorial	Period 3	Lunch	MFL - Writing paper (H) 1 hr 15 mins (F) 1 hr Dual tier - 1hr 45 mins	
Thursday 02/03/2023	English Literature Paper 2 2 hr 15 mins			Tutorial	Period 3	Lunch	GCSE PE Paper 1 & CN Sport 1 hour	
Friday 03/03/2023	English Language Paper 2 1hr 45mins		Break	Tutorial	Period 3	Lunch	Business Studies Paper 2 1 hr 45 mins	

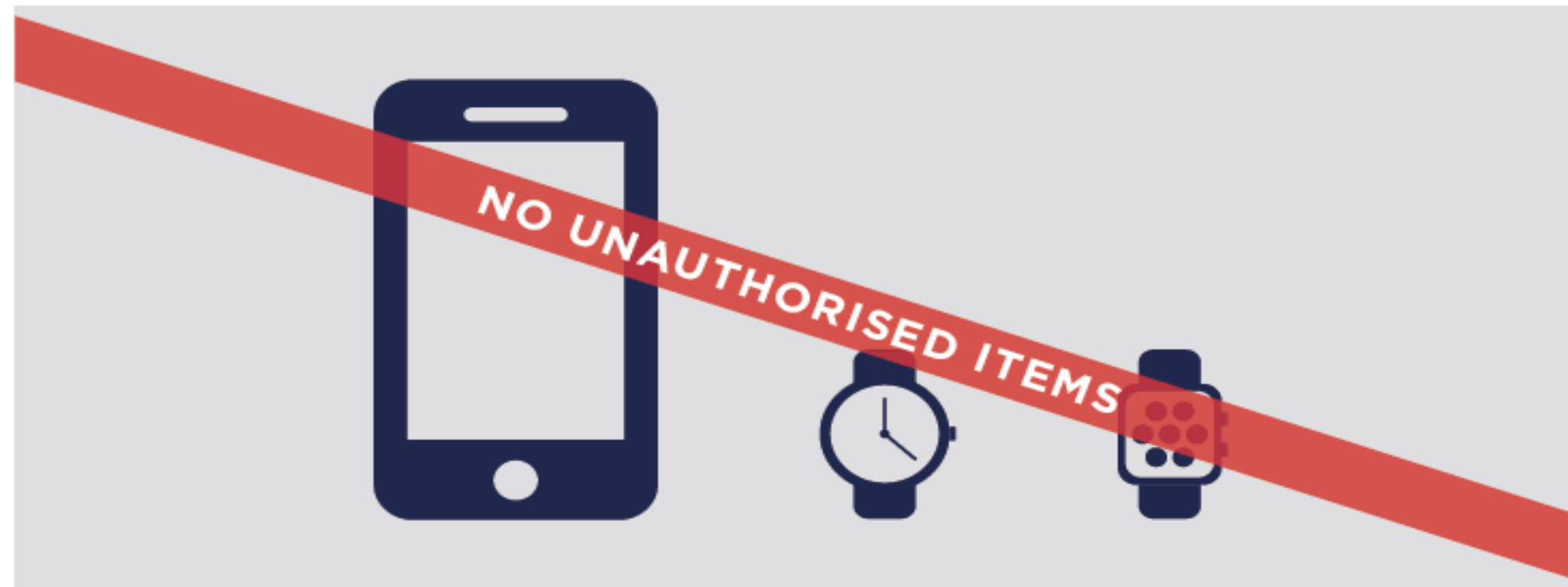
W/C 6th March 2023 (week 1)								
	Period 1 08:30 - 09:30	Period 2 09:30 - 10:30	10:30 - 10:50	10:50 - 11:20	11:20 - 12:20	12:20 - 12:55	Period 4 12:55 - 13:55	Period 5 13:55 - 14:55
Monday 06/03/2023	Maths Paper 3 Calculator 1hr 30 mins		Break	Tutorial	Period 3	Lunch	Creative I Media 1 hr 15 mins	
Tuesday 07/03/2023	Geography Paper 2 & 3 1 hr 30 mins		Break	Tutorial	Period 3	Lunch	Spanish Listening Dual tier 1hr 15 F 40 mins	
Wednesday 08/03/2023	French Listening Dual tier 1hr 15 F 40 mins		Break	Tutorial	German Listening - 50 mins	Lunch	Music - 1 hr 30 mins - D&D studio Drama - 1 hr 45 mins - Main Hall	
Thursday 09/03/2023	Physics 2 - Triple ONLY 1 hr 45 mins		Break	Tutorial	Period 3	Lunch	History Paper 3 1 hour 20 mins	
Friday 10/03/2023	GCSE PE (only) Paper 2 1 hour		Break	Tutorial	Period 3	Lunch	MFL - Reading German 1 hr Fr/Sp (F) 50 mins Dual tier 1 hr 45 m	

W/C 13th March 2023 (Week 2)									
	Period 1 08:30 - 09:30	Period 2 09:30 - 10:30	10:30 - 10:50	10:50 - 11:20	11:20 - 12:20	12:20 - 12:55	Period 4 12:55 - 13:55	Period 5 13:55 - 14:55	
Monday 13/03/2023	Art Practical		Break	Tutorial	Art Practical	Lunch	Art Practical		
Tuesday 14/03/2023	11D - Drama Practical		Break	Tutorial	11D - Drama Practical		Lunch	11D - Drama Practical	
	Further Maths Non calculator 1 hr 45 mins								
	11C (A) - Design Technology				11C (A) - Design Technology				
Wednesday 15/03/2023	Music Composition Practical		Break	Tutorial	Music Composition Practical		Lunch	Music Composition Practical	
	11C (B) - Design Technology				11C (B) - Design Technology				
Thursday 16/03/2023	11C (A) - Design Technology		Break	Tutorial	11C (A) - Design Technology		Lunch	11C (A) - Design Technology	

Unauthorised Items

**NO MOBILE PHONES
NO WATCHES**

**NO POTENTIAL TECHNOLOGICAL/WEB
ENABLED SOURCES OF INFORMATION**




Possession of unauthorised items, such as a mobile phone
or any watch, is a serious offence and could result in

DISQUALIFICATION

from your examination and your overall qualification.

Verifying Identification

Students will be expected to have their examination identity card on their desk at all times – in clear view of the invigilators.





JCQ Documentation

Information for candidates

Written examinations

With effect from 1 September 2023

Key points include:

Important rules and regulations regarding written exams and controlled assessments.

Instructions for during and at the end of an exam.



Equipment required

Black pens x 2

Pencil


Ruler

Calculator

(Covers removed and memory cleared)

Pencil cases – clear only

**Specialist equipment
such as compasses,
angle measurers,
tracing paper,
highlighters etc are
provided.**





Access Arrangements

Pre-examination adjustments for candidates based on evidence of need and normal way of working.

Access Arrangements allow candidates with special educational needs, disabilities or temporary injuries to access an exam without changing the demand of it.

Students with Access Arrangements will be provided with a personalised timetable of where their examinations will take place.



Mock Exam Results

13th February 2024



Updated Reports

Subject	Target Grade	Predicted Grade				Subject Targets
		DC6	January Mock Exam	DC7		
Art (Teacher Name)	5	5	5	6		Resilience
Design and Technology (Teacher Name)	5	2	1	2		Skills
English Language (Teacher Name)	5	5	5	4		Skills
English Literature (Teacher Name)	5	3	2	2		Resilience
History (Teacher Name)	5	3	2	3		Resilience
Mathematics (Teacher Name)	5	4	3	3		Skills
Science (Teacher Name)	5	3	2	3		

Learner Targets (barriers)

B – Behaviour
 H – Homework
 P – Participation
 R – Resilience
 S – Skills
 W – Work rate

DC7 – W/C 12th Feb 2024 – mock results and updated predicted grades.



Y11 Parents Evening

Tuesday 13th February 2024

Great opportunity for discussions with all subject teachers about mock results, predicted grades, attitude to learning, possible interventions etc.



Interventions/Support

Subject specialist advice and guidance


Curriculum Plus

Core Boost – form time tutoring

Parental support – communication

Homework





Y11 Actual GCSE Examinations **Summer 2024**

Begin Thursday 9th May 2024.

NB : 10 hour Art exam dates TBC

Controlled assessments are ongoing until finalised and submitted mid-May.



GCSE Results Day Summer 2024

Thursday 22nd August 2024





Mr Pridmore

Deputy Headteacher

Standards





**When should I
start revising?**



Advice from the class of 23

Things I wish I could have told myself at the start of Year 11 that would have helped me in my exams or throughout the year.

revise earlier than I did so I have more time -

Name



**How much
revision
should you do?**

How much per night?

20
mins?

40
mins?

1
hour?

2
hours?

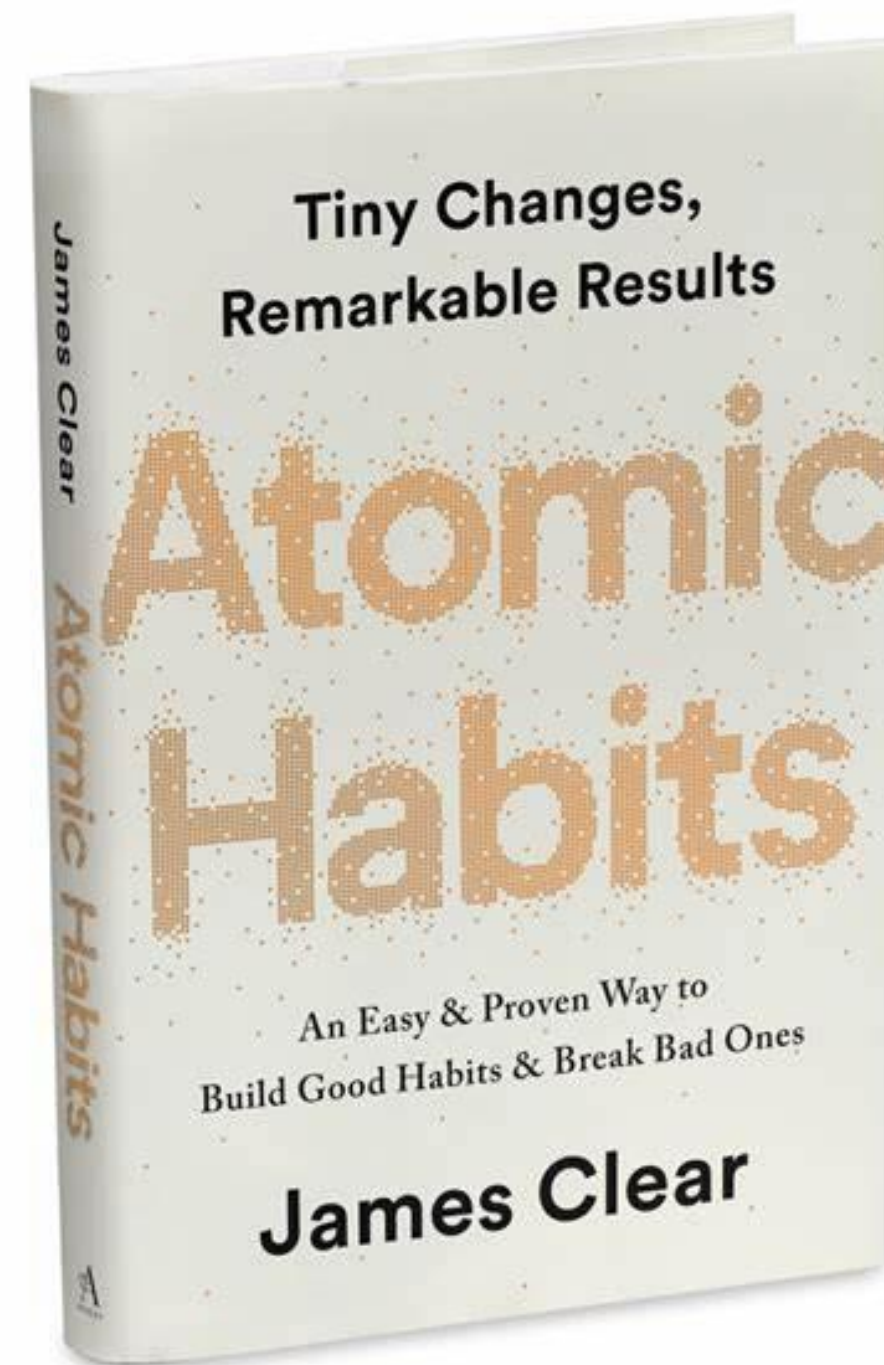
Revision Timetable

Day	Curriculum Plus	4.30-5.30	5.30-6.30	6.30-7.30	7.30-8.30	8.30-9.30
<u>Monday</u>		Maths Trigonometry				
<u>Tuesday</u>			PE Methods of training			
<u>Wednesday</u>			Geography Uk Urban changes			
<u>Thursday</u>						
<u>Friday</u>						

	<u>Morning 8-12</u>	<u>Afternoon 12- 4</u>	<u>Evening 4-8</u>
<u>Saturday</u>			
<u>Sunday</u>			Computer Science CPUs and memory



**Make it easy
for your child
to revise**

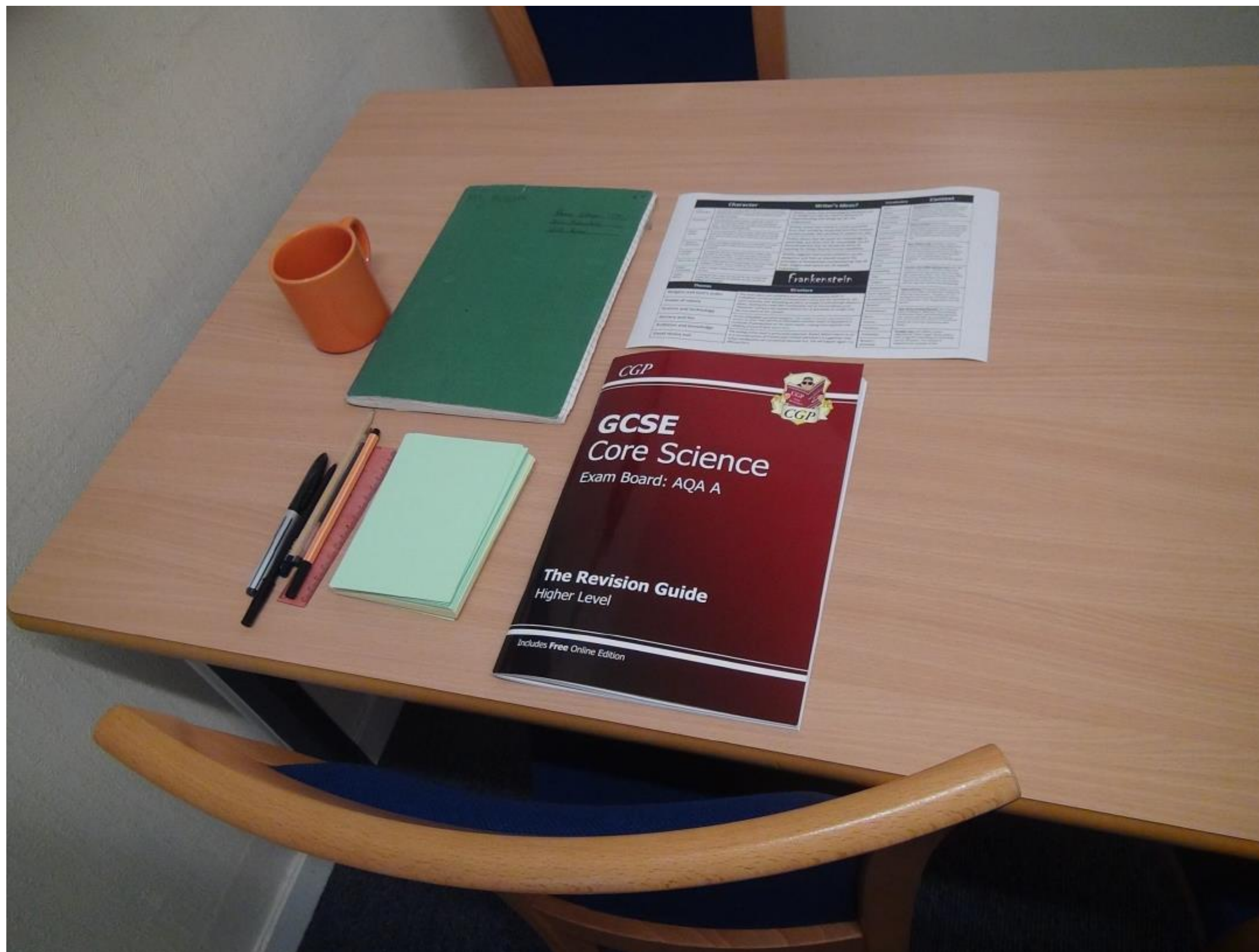


What might this involve?

What can you change at home this week?

- Choose the right time and make it a routine.
- Ensuring they have a suitable space to revise and work.
- Provide them with the relevant stationary eg, pens, pencils, calculators, blank flash cards, paper etc.
- Obtain the relevant revision guides, and put relevant websites on your favourites bar or apps on their phone if they have one.
- Encourage them to have everything at hand, so it's easy to do a quick 20-30 minute session.
- Have weekly revision timetables.







ClassCharts

In This Section

Exam Information

→ **Revision Information and Materials**

Personal Development Weekly Themes

Accelerated Reader

HOME → **STUDENTS** → **CURRICULUM** → REVISION
INFORMATION AND MATERIALS

Revision Information and Materials

Here students can find lots of useful revision information and materials ready to download.

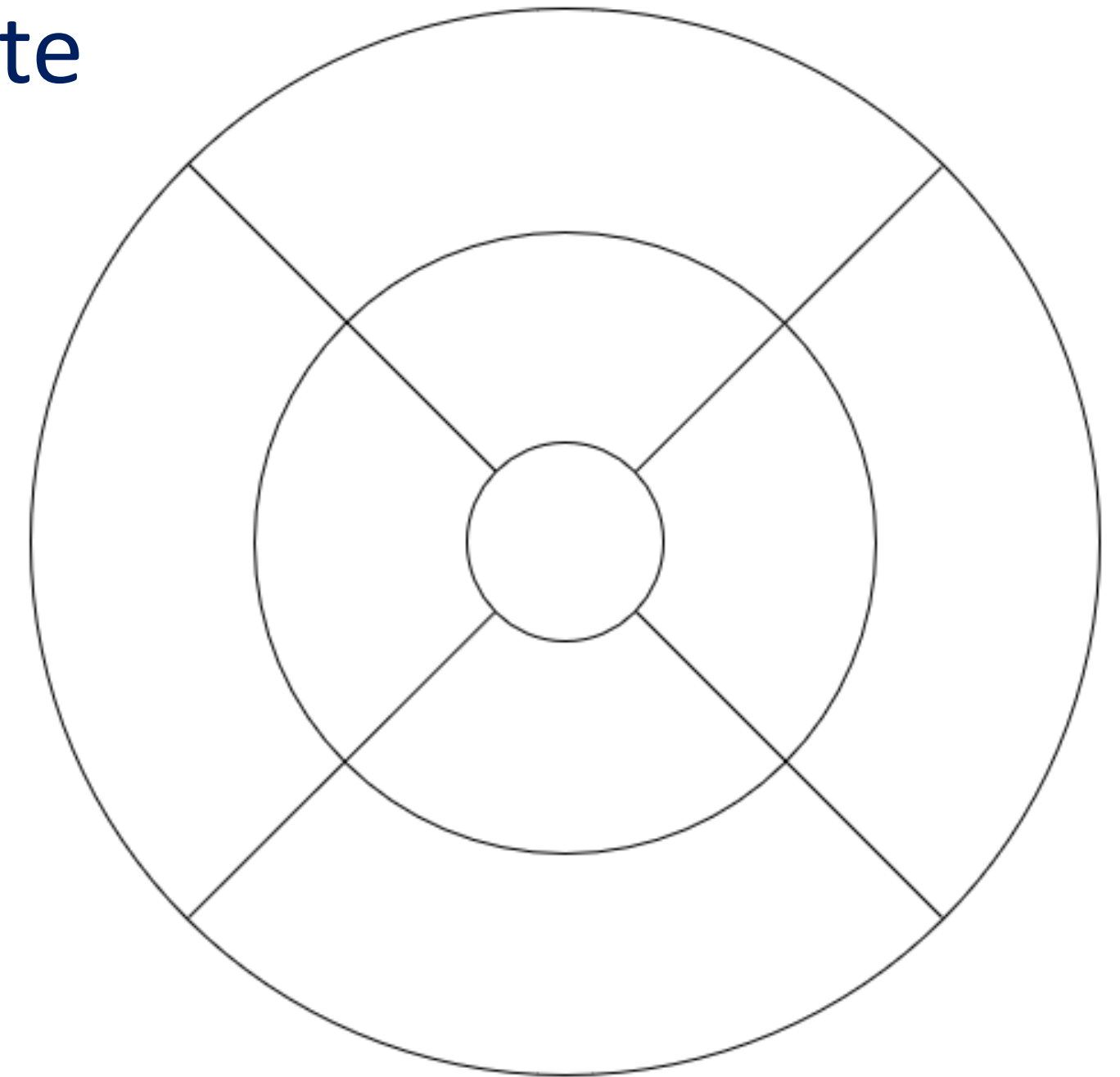
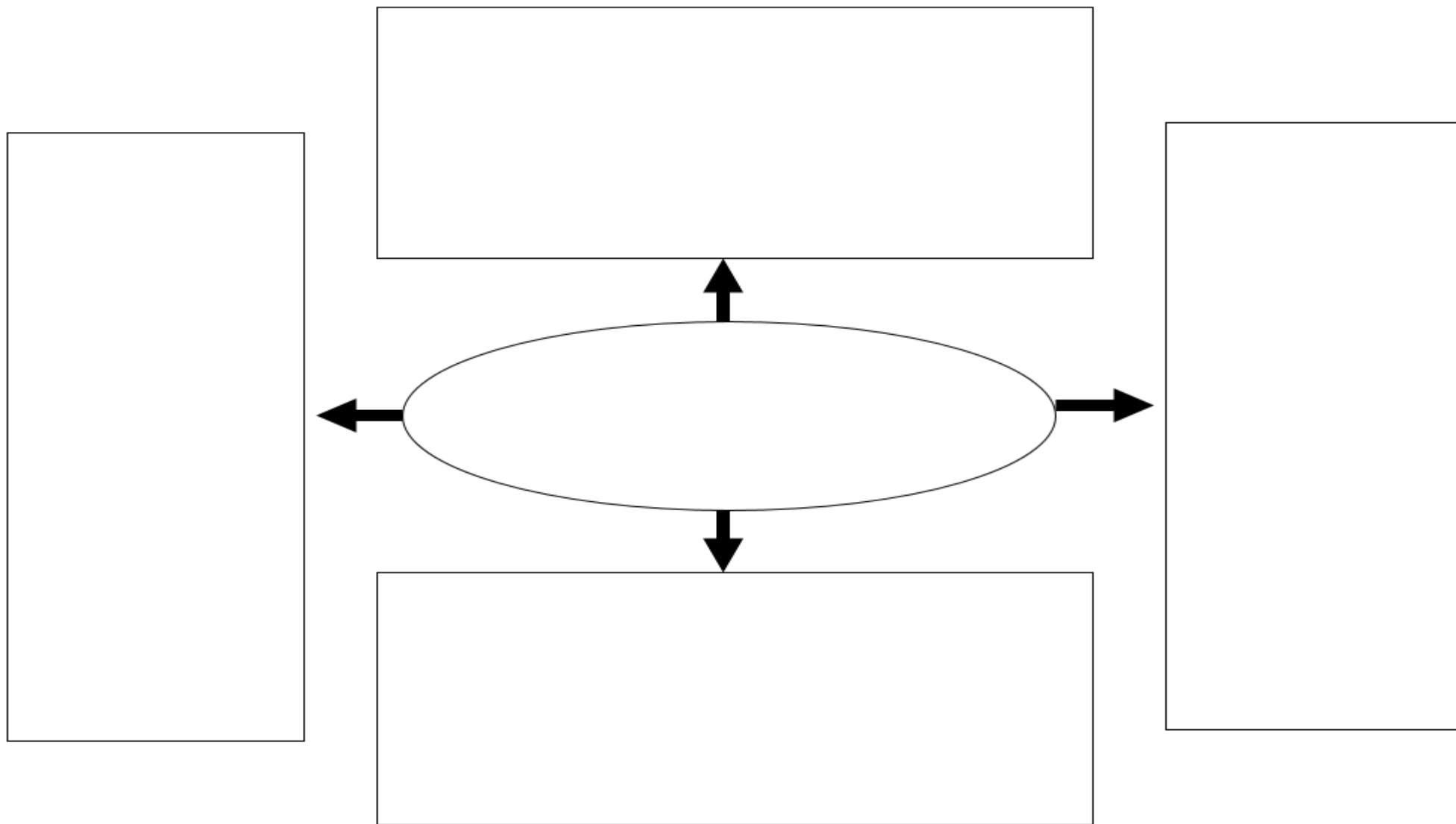


A Guide to Examination Courses in Key Stage 4



Blank Revision Timetable

Blank copies of lots of different types of these are available on our website





BBC Bitesize

Input all your subjects and importantly the exam board.



What support and preparation is in place for Year 11 students throughout the year?

Week beginning	Event
By the 16 th October	Launch of mentoring
27 th September	Year 11 - The year ahead parental evening & controlled assessment information
20 th October	Class of 23 advice assembly
27 th October	Introduction to revision assembly
6 th November	DC6
10 th November	Goals & Aspirations assembly
17 th November	Class of 23 Revision examples
27 th November	Year 11 Review Week
4 th December	Staff revision meeting
6 th December	Parental revision
19 th December	Revision Conference
8 th January	Exam protocol assembly
15 th January	Mock exams
22 nd January	Mock exams
5 th February	DC7
13 th February	Mock results evening
Feb – Easter half-term	Revision recap assembly
Feb – Easter half-term	Revision recap assembly
Feb – Easter half-term	Revision recap assembly
20 th April	Reducing exam stress assembly
22 nd April	Exam protocol assembly
13 th May	Start of GCSE Exams



Are there any further opportunities for my child to get extra support in a subject?

Textiles

Geography

History

Maths

Music

DT

English

French

German

Food & Nutrition

Art

Photography

Physical Studies

Cambridge National Sport

Science



Wednesday 6th December

Revision strategies evening
for parents.